

TILE PATTERN GUIDE

Patterning is a design option that many people fail to consider. Yet it's one of the best ways tile can be used to express a personal style. Tile can be laid in a grid; on a diagonal; different sizes, colors or even finishes can be combined – the options are almost endless – and each dramatically changes the look of a room.

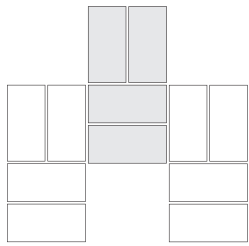
HINTS FOR GETTING STARTED:

- Always round to the next highest footage when calculating square footage of tile needed.
- Random is not a pattern, but a specific look designed by the installer.
- A dark outline on the pattern indicates where tiles begin to repeat.
- For additional patterns, refer to the Daltile Tile Pattern Guide Brochure or daltile.com.

Please order with same size caliber between sizes and install with recommended grout joint for best results.

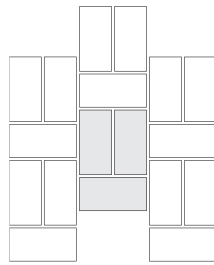
THE TILE PATTERN CHARTS SHOW THE NUMBER OF TILES NEEDED FOR 100 SQUARE FEET.

ONE TILE PATTERNS




BASKETWEAVE

Pieces	Sizes	Percent (%)
200	6" x 12"	100



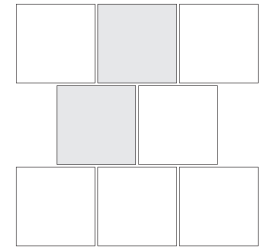
BASKETWEAVE VERTICAL

Pieces	Sizes	Percent (%)
200	6" x 12"	100



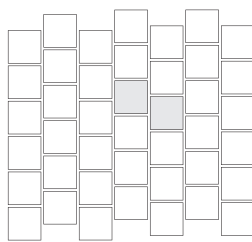
STAGGERED BRICKWORK*

Pieces	Sizes	Percent (%)
52	12" x 24"	100




BRICKWORK SQUARE

Pieces	Sizes	Percent (%)
100	12" x 12"	100




BRICKWORK VERTICAL

Pieces	Sizes	Percent (%)
400	6" x 6"	100




CHECKERBOARD

Pieces	Sizes	Percent (%)
Color #1	All Sq.	50
Color #2	All Sq.	50



CIRCULAR RECTANGULAR

Pieces	Sizes	Percent (%)
200	6" x 12"	100




CORRIDOR HORIZONTAL

Pieces	Sizes	Percent (%)
52	12" x 24"	100


TILE PATTERN GUIDE

ONE TILE PATTERNS (continued)



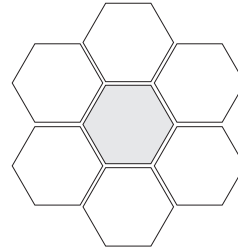
DIAMOND

Pieces	Sizes	Percent (%)
100	12" x 12"	100



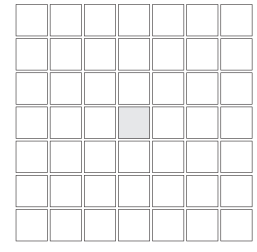
HERRINGBONE

Pieces	Sizes	Percent (%)
200	6" x 12"	100



HEXAGON


Pieces	Sizes	Percent (%)
32	24" x 20"	100



MINI-GRID


Pieces	Sizes	Percent (%)
400	6" x 6"	100

TWO TILE PATTERNS



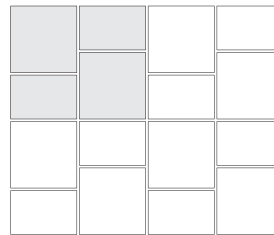
ALTERNATING

Pieces	Sizes	Percent (%)
67	12" x 12"	67
66	6" x 12"	33




ALTERNATING HORIZONTAL

Pieces	Sizes	Percent (%)
134	6" x 12"	67
132	6" x 6"	33



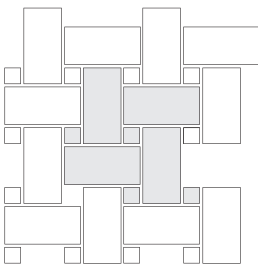
ALTERNATING VERTICAL*

Pieces	Sizes	Percent (%)
17	24" x 24"	67
17	12" x 24"	33



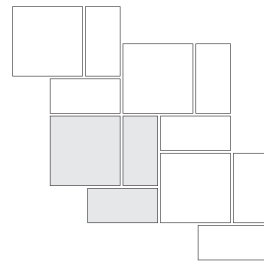
BASKETWEAVE HORIZONTAL

Pieces	Sizes	Percent (%)
50	12" x 12"	50
100	6" x 12"	50



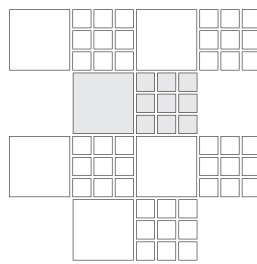
LARGE BASKETWEAVE

Pieces	Sizes	Percent (%)
44	6" x 6"	11.1
44	12" x 24"	88.9



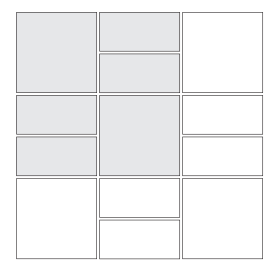
BRICKWEAVE

Pieces	Sizes	Percent (%)
50	12" x 12"	50
100	6" x 12"	50



CHECKERED SQUARES

Pieces	Sizes	Percent (%)
50	12" x 12"	50
450	4" x 4"	50



CHECKERBOARD

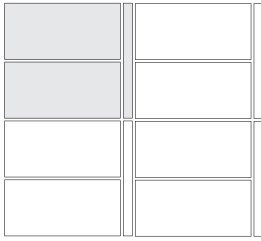
Pieces	Sizes	Percent (%)
25	12" x 24"	50
13	24" x 24"	50

IMAGINE WHAT'S POSSIBLE™



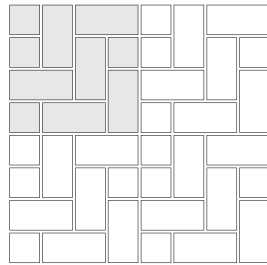
TILE PATTERN GUIDE

TWO TILE PATTERNS (continued)




LARGE CATWALK

Pieces	Sizes	Percent (%)
23	2" x 24"	8
46	12" x 24"	92




COBBLESTONE

Pieces	Sizes	Percent (%)
150	6" x 12"	75
100	6" x 6"	25



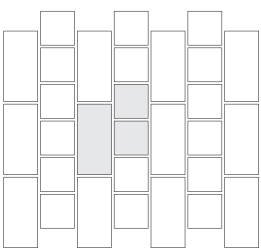
CORRIDOR

Pieces	Sizes	Percent (%)
67	12" x 12"	67
66	6" x 12"	33



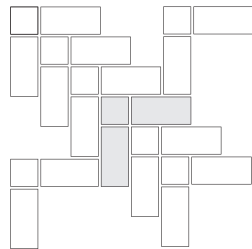
CORRIDOR STACKED

Pieces	Sizes	Percent (%)
160	6" x 12"	80
80	6" x 6"	20




CORRIDOR VERTICAL

Pieces	Sizes	Percent (%)
100	6" x 12"	50
200	6" x 6"	50



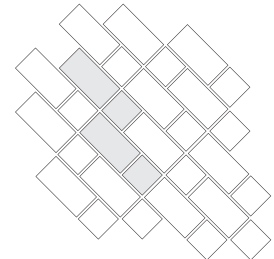
HERRINGBONE INSERTED

Pieces	Sizes	Percent (%)
160	6" x 12"	80
80	6" x 6"	20




HOPSCOTCH

Pieces	Sizes	Percent (%)
80	12" x 12"	80
80	6" x 6"	20




LACEWORK

Pieces	Sizes	Percent (%)
133	6" x 12"	67
133	6" x 6"	33




PINWHEEL

Pieces	Sizes	Percent (%)
100	6" x 12"	50
200	6" x 6"	50



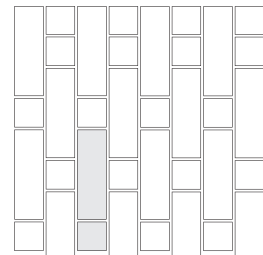
MULTI-PINWHEEL

Pieces	Sizes	Percent (%)
64	12" x 12"	64
144	6" x 6"	36



STEPPINGSTONE

Pieces	Sizes	Percent (%)
44	12" x 12"	44
222	6" x 6"	56




TIC TAC PATTERN

Pieces	Sizes	Percent (%)
83	6-1/2" x 6-1/2"	25
83	6-1/2" x 20"	75

TILE PATTERN GUIDE

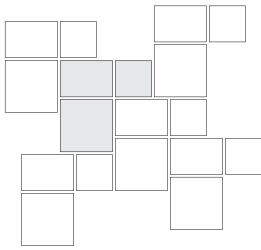
TWO TILE PATTERNS (continued)



WINDMILL

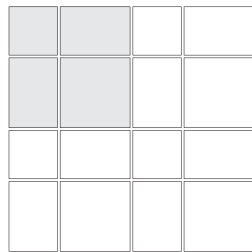
Pieces	Sizes	Percent (%)
178	6" x 12"	89
44	6" x 6"	11

THREE TILE PATTERNS



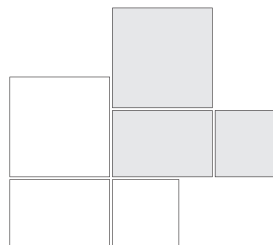
BLOCK

Pieces	Sizes	Percent (%)
14	24" x 24"	57
14	12" x 24"	29
14	12" x 12"	14



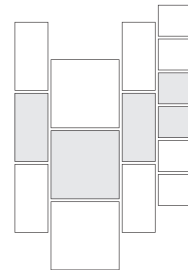
BLOCK TRELLIS

Pieces	Sizes	Percent (%)
11	24" x 24"	44
22	12" x 24"	44
11	12" x 12"	11




BROKEN JOINT

Pieces	Sizes	Percent (%)
14	24" x 24"	57
14	12" x 24"	29
14	12" x 12"	14



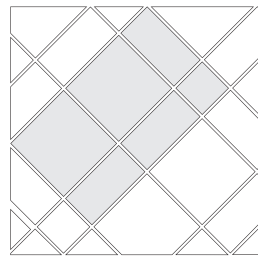
CORRIDOR LAYERED

Pieces	Sizes	Percent (%)
40	12" x 12"	40
80	6" x 12"	40
80	6" x 6"	20



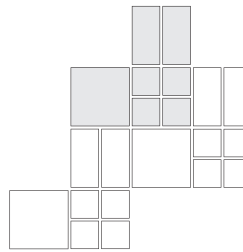
CORRIDOR MODULAR

Pieces	Sizes	Percent (%)
40	12" x 12"	40
80	6" x 12"	40
80	6" x 6"	20




DIAMOND CORRIDOR

Pieces	Sizes	Percent (%)
7	12" x 12"	7
20	12" x 24"	40
13	24" x 24"	53



DIVISIBLE

Pieces	Sizes	Percent (%)
33	12" x 12"	33
67	6" x 12"	33
134	6" x 6"	34

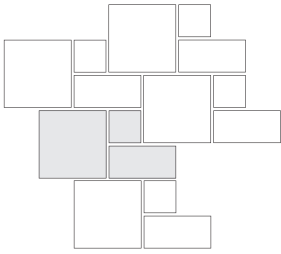


MODULAR RECTANGLE

Pieces	Sizes	Percent (%)
17	18" x 18"	38
33	12" x 12"	33
119	6" x 6"	29

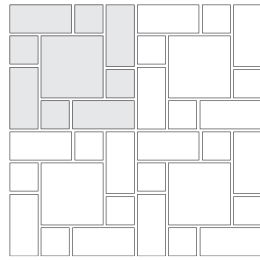
TILE PATTERN GUIDE

THREE TILE PATTERNS (continued)



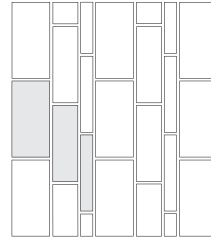
PLAIN WEAVE

Pieces	Sizes	Percent (%)
57	12" x 12"	57
57	6" x 12"	29
57	6" x 6"	14



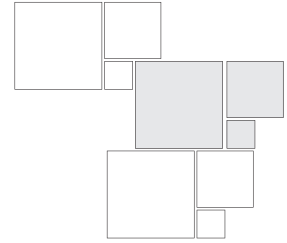
SOLDIERED

Pieces	Sizes	Percent (%)
25	12" x 12"	25
100	6" x 12"	50
100	6" x 6"	25



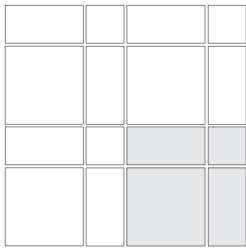
STAGGERED VERTICAL BRICKWORK

Pieces	Sizes	Percent (%)
25	12" x 24"	50
25	8" x 24"	33
25	4" x 24"	17



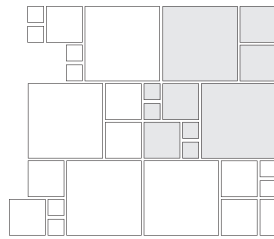
TRIAD HOPSCOTCH

Pieces	Sizes	Percent (%)
29	18" x 18"	64
29	12" x 12"	29
29	6" x 6"	7



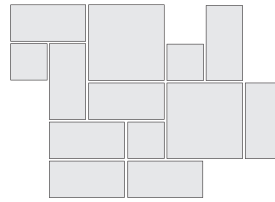
TRELLIS

Pieces	Sizes	Percent (%)
44	12" x 12"	44
88	6" x 12"	44
44	6" x 6"	11




TIP TOE

Pieces	Sizes	Percent (%)
31	6" x 6"	7
31	12" x 12"	31
15	24" x 24"	62



VECTORED

Pieces	Sizes	Percent (%)
30	12" x 12"	30
120	6" x 12"	59
45	6" x 6"	11

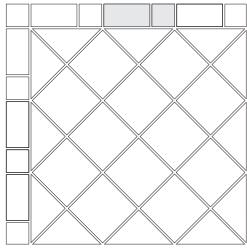


VERTICAL BLOCK

Pieces	Sizes	Percent (%)
30	2" x 24"	10
15	12" x 24"	30
15	24" x 24"	60


TILE PATTERN GUIDE

BORDERS KEY



ALTERNATING BORDER

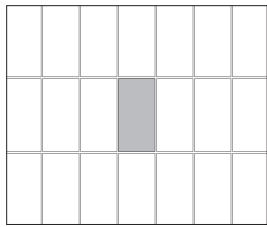
Pieces	Sizes	Percent (%)
133	6" x 12"	67
133	6" x 6"	33



BORDER INSET


Pieces	Sizes	Percent (%)
160	6" x 3"	20
1280	3" x 3"	80

LARGE FORMAT PATTERNS




GRID

Sizes	Percent (%)
4" x 24" 6" x 36"	100
6" x 24" 9" x 36"	
12" x 24" 18" x 36"	
12" x 48"	
24" x 48"	



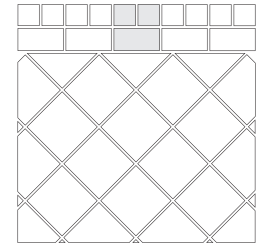
VERTICAL BRICKWORK

Sizes	Percent (%)
4" x 24" 6" x 36"	100
6" x 24" 9" x 36"	
12" x 24" 18" x 36"	
12" x 48"	
24" x 48"	



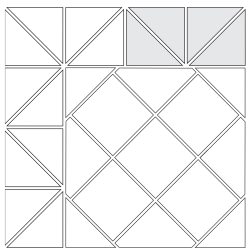
DIAMOND BORDER

Pieces	Sizes	Percent (%)
400	6" x 6"	100



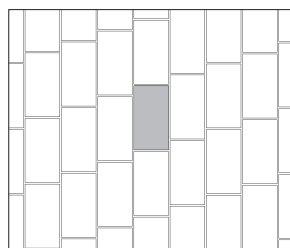
T-CROSS BORDER

Pieces	Sizes	Percent (%)
100	6" x 12"	50
200	6" x 6"	50



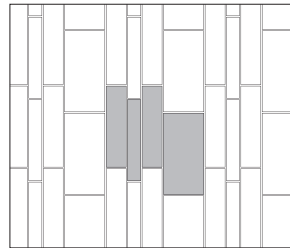
ZIGZAG BORDER

Pieces	Sizes	Percent (%)
100	12" x 12"	100



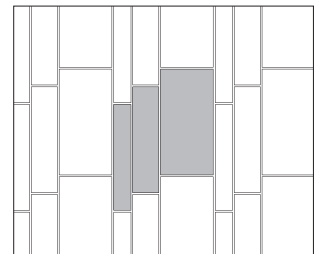
VERTICAL BRICKWORK (STEPPED)

Sizes	Percent (%)
4" x 24" 6" x 36"	100
6" x 24" 9" x 36"	
12" x 24" 18" x 36"	
12" x 48"	
24" x 48"	



STAGGERED VERTICAL BRICKWORK

Pieces	Sizes	Percent (%)
21	4" x 24"	43
42	6" x 24"	43
21	12" x 24"	14




STAGGERED VERTICAL BRICKWORK

Pieces	Sizes	Percent (%)
27	4" x 24"	18
27	6" x 24"	27
27	12" x 24"	55

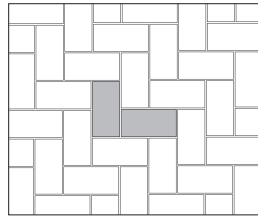
TILE PATTERN GUIDE

LARGE FORMAT PATTERNS (continued)



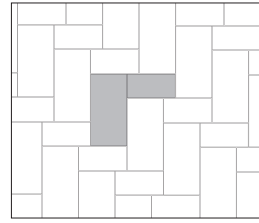
HERRINGBONE

Pieces	Sizes	Percent (%)
27	6" x 36"	40
27	9" x 36"	60



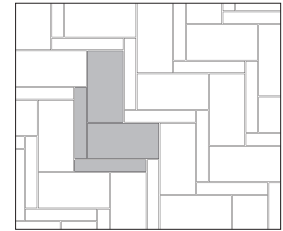
HERRINGBONE

Sizes		Percent (%)
4" x 24"	6" x 36"	100
6" x 24"	9" x 36"	
12" x 24"	18" x 36"	
	12" x 48"	
	24" x 48"	



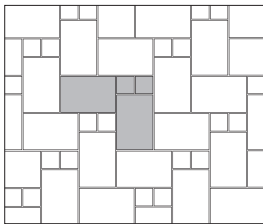
HERRINGBONE

Pieces	Sizes	Percent (%)
15	12" x 24"	31
15	18" x 36"	69



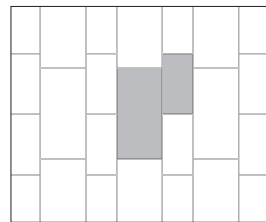
HERRINGBONE

Pieces	Sizes	Percent (%)
38	4" x 24"	25.00
38	12" x 24"	75.00
8	12" x 48"	33.33
8	24" x 48"	66.67



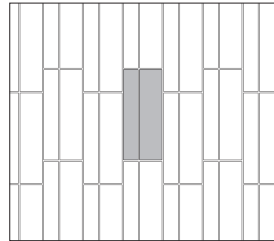
HERRINGBONE INSERTED

Pieces	Sizes	Percent (%)
11	12" x 12"	11.11
11	24" x 48"	88.89



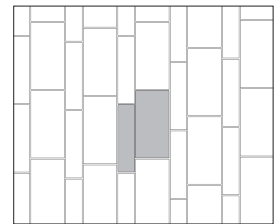
CORRIDOR

Pieces	Sizes	Percent (%)
15	12" x 24"	31
15	18" x 36"	69



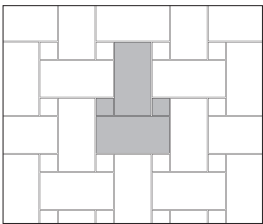
STAGGERED CORRIDOR

Pieces	Sizes	Percent (%)
60/27	4" x 24" / 6" x 36"	40
60/27	6" x 24" / 9" x 36"	60
38	4" x 24"	25
38	12" x 24"	75



STAGGERED CORRIDOR

Pieces	Sizes	Percent (%)
34/9	6" x 24" / 12" x 48"	33.33
34/9	12" x 24" / 24" x 48"	66.67



BASKETWEAVE

Pieces	Sizes	Percent (%)
11	12" x 12"	11.11
11	24" x 48"	88.89